

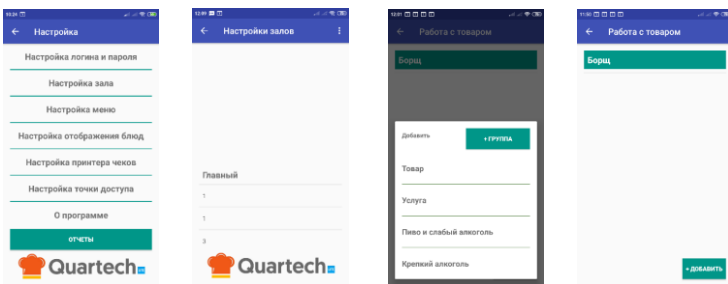


The QUARTECH Cafe Mini app is designed for small cafes or restaurants in which full accounting is not required.

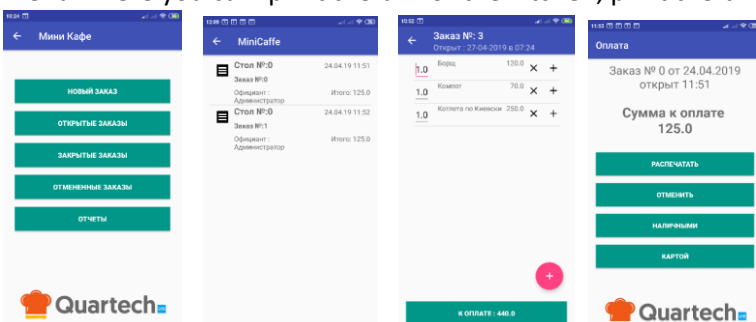
1. To launch the application, click on the icon
2. The main menu of the application will appear on your screen, go to the "Settings and Reports" module and then "About the Program" and register the application using the received code.




3. Go to "Settings and reports" and set up halls and tables ("Hall Settings" button), menu tree and an assortment of sold dishes, drinks and services ("Menu Settings" button)



4. Go to "Settings and reports" and configure the check form (button "Configure check form")
5. After the settings are made, go to the main menu, the "Login" button (you must first set the passwords of the waiters and the administrator) The standard default password is "admin". Choose a room and a table, after that a new order will be created automatically, fill in the ordered dishes. After that, click on the "Pay" button and go to the menu where you can: print the bill for the kitchen, print the bill for the client, cancel the bill and pay and close it.



6. In the reports module you can see a list of reports that you can use



The program was developed by QUARTECH tel. 84959796880

ventas@quartechlite.online <http://www.quartechlite.online>



# Quartech